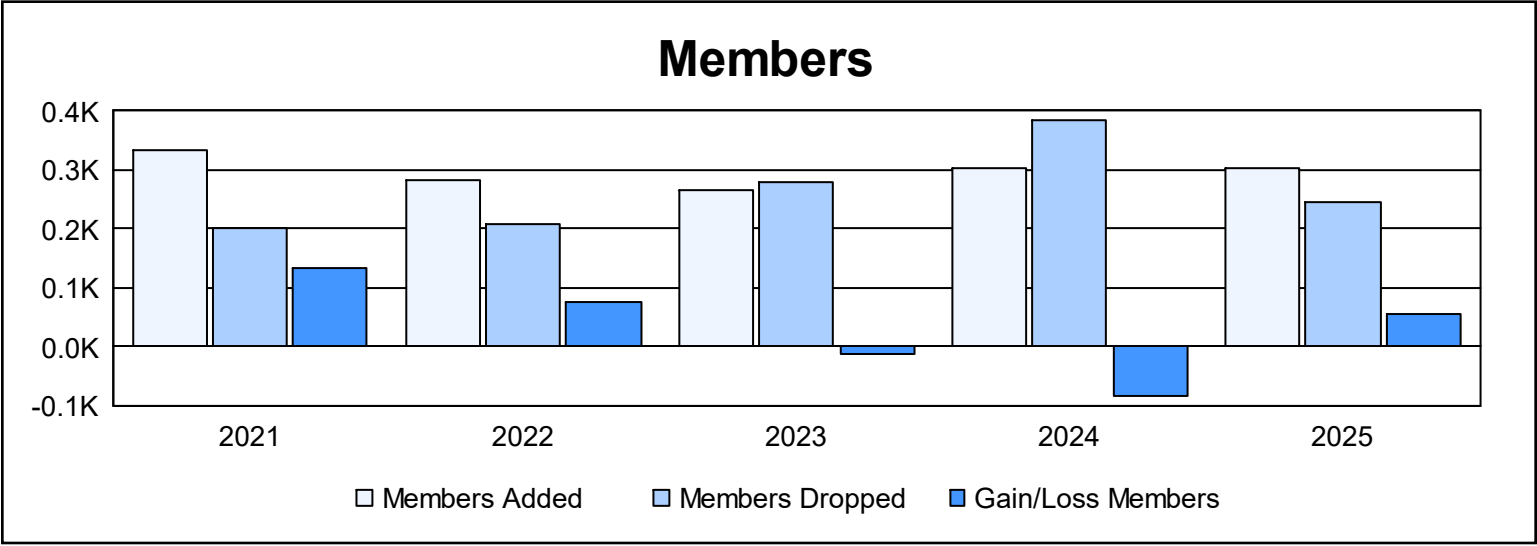
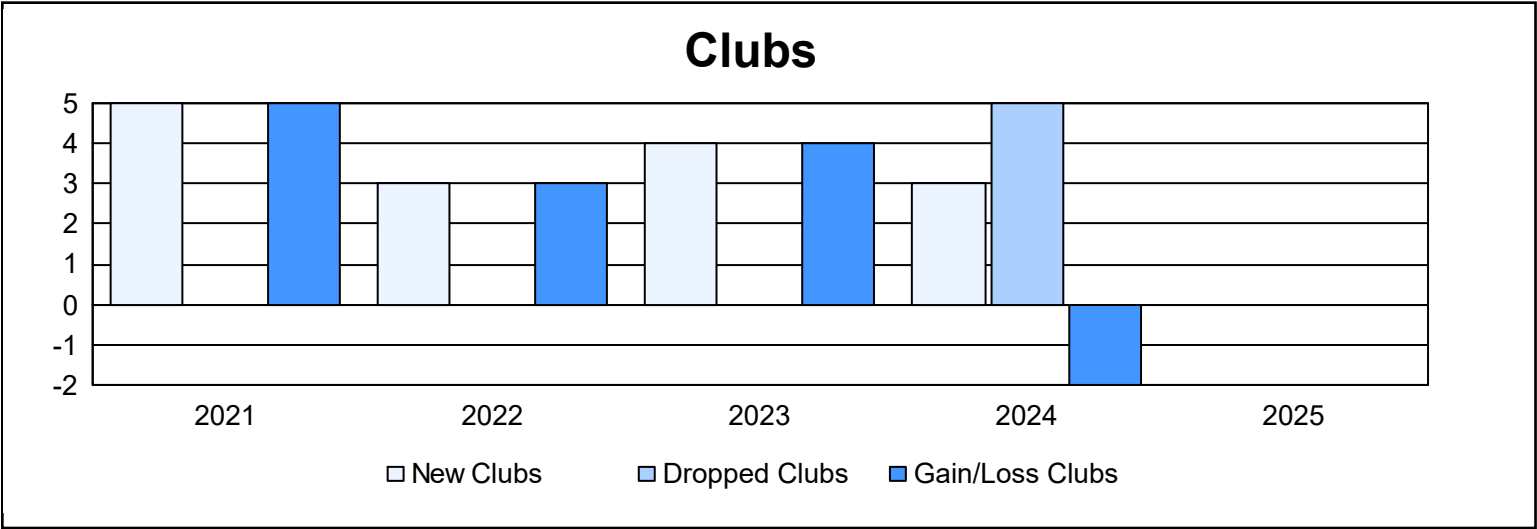
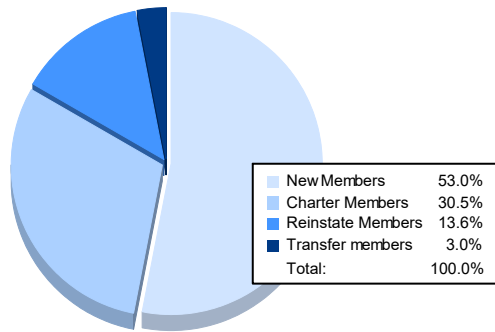


| Year | New Clubs | Dropped Clubs | Gain/ Loss Clubs | New Members | Charter Members | Reinstate Members | Transfer Members | Total Member Added | Total Members Dropped | Gain/ Loss Members |
|-----------|-----------|---------------|------------------|-------------|-----------------|-------------------|------------------|--------------------|-----------------------|--------------------|
| 2020-2021 | 5 | 0 | 5 | 209 | 115 | 7 | 3 | 334 | 201 | 133 |
| 2021-2022 | 3 | 0 | 3 | 202 | 68 | 12 | 2 | 284 | 209 | 75 |
| 2022-2023 | 4 | 0 | 4 | 132 | 96 | 37 | 0 | 265 | 278 | -13 |
| 2023-2024 | 3 | 5 | -2 | 147 | 77 | 66 | 12 | 302 | 385 | -83 |
| 2024-2025 | | | | 160 | 92 | 41 | 9 | 302 | 247 | 55 |
| Average | 4 | 1 | 3 | 170 | 90 | 33 | 5 | 297 | 264 | 33 |



Membership Composition

June 2025 Cumulative



Gender Composition

June 2025 Cumulative

